

STUDENT SATISFACTION SURVEY ANALYSIS 2023-24

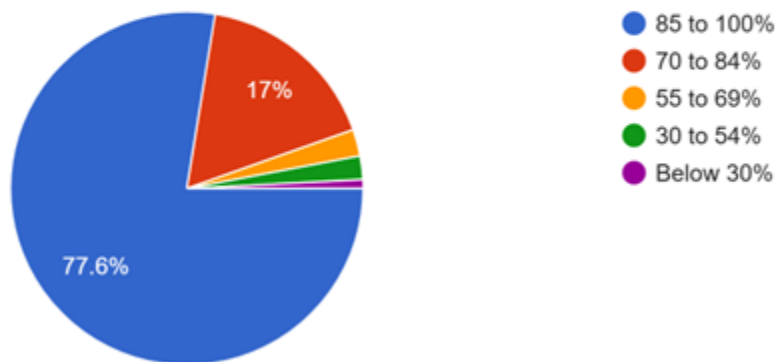
A student satisfaction survey on teaching-learning and evaluation was conducted by the IQAC to meet the requirements of NAAC and to enable the college to improve its standards towards meeting student expectations.

The questionnaire framed by NAAC was administered to the students of Alumnus batch of 2023-2024 and current I, II & III year students using google forms

The data has been analyzed and presented in the form of tables, pie charts and bar diagrams. An average rating has been calculated on a scale of 1-5 using weighted average method to assess the level of student satisfaction on the various parameters. An overall average rating for the entire student satisfaction survey has been calculated using simple average method.

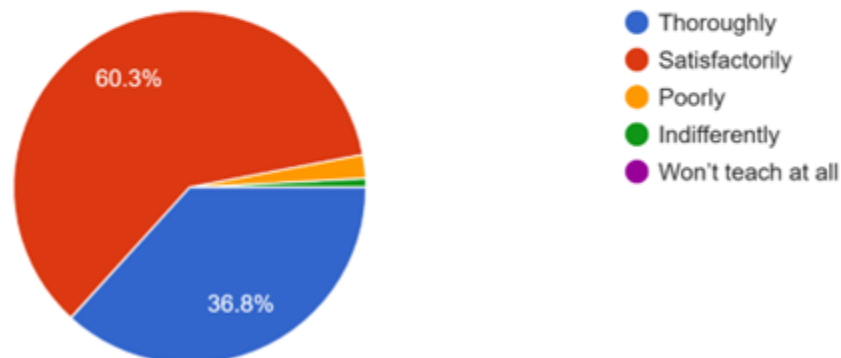
The analysis of data and its interpretation is presented below:

1. How much of the syllabus was covered in the class?



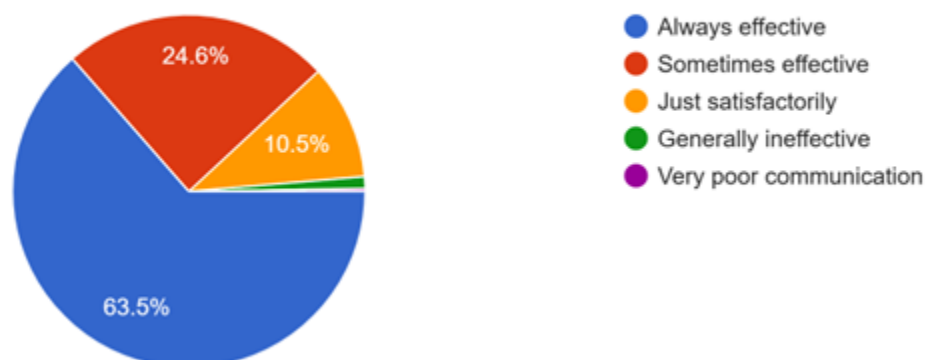
94% of the students have expressed that the extent of syllabus covered in the class is more than 70%, of which 77% expressed coverage of syllabus more than 85%. An average rating of 4.68 on a scale of 1 to 5 indicates high level of satisfaction on extent of coverage of syllabus.

2. How well did the teachers prepare for the classes?



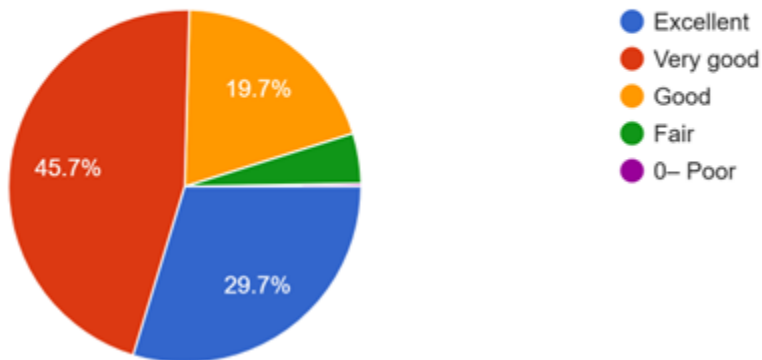
97% of the students expressed that the teacher's preparedness for the classes is satisfactory, of which 60% expressed thorough preparedness of teachers. A rating of 4.33 on a scale of 1 to 5 indicates very high level of satisfaction on teachers' preparedness for classes.

3. How well were the teachers able to communicate?



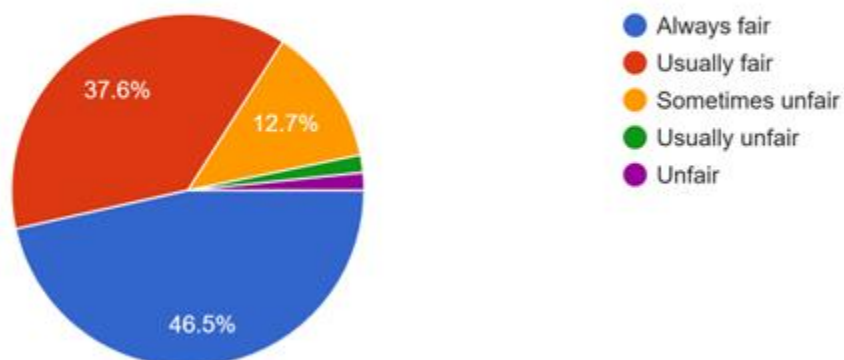
88% of the students expressed that communication by teachers is generally effective, of which 64% of the students expressed that communication by teachers is always effective. A rating of 4.51 on a scale of 1 to 5 indicates a very high level of satisfaction on the parameter 'effectiveness of communication by teachers'.

4. The teacher's approach to teaching can best be described as



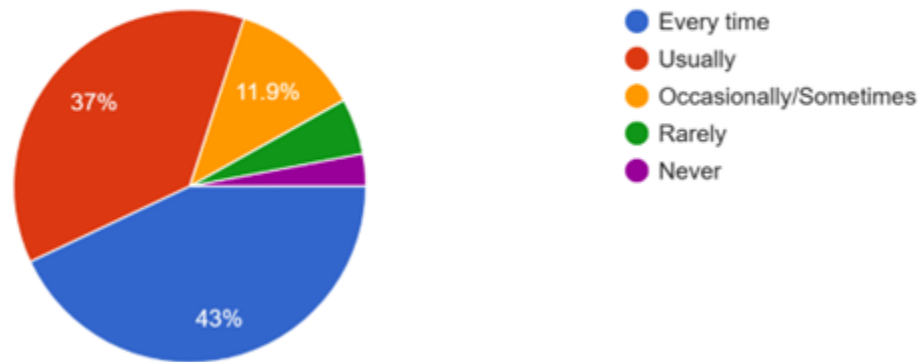
76% of the students expressed that the teacher's approach to teaching is very good, of which 30% expressed that it was excellent. A rating of 4.00 on a scale of 1 to 5 indicates high level of satisfaction on the parameter 'teacher approach to teaching'.

5. Fairness of the internal evaluation process by the teachers.



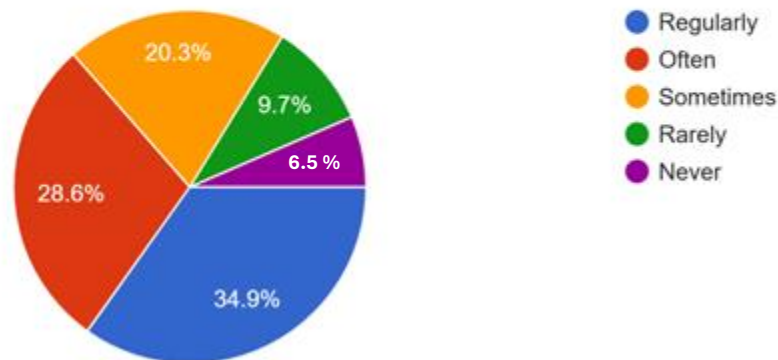
85% of the students expressed that the internal evaluation process by the teachers is fair, of which 47% of the students expressed that the process is always fair. A rating of 4.26 on a scale of 1 to 5 indicates a very high level of satisfaction on the fairness in the internal evaluation process.

6. Was your performance in assignments discussed with you?



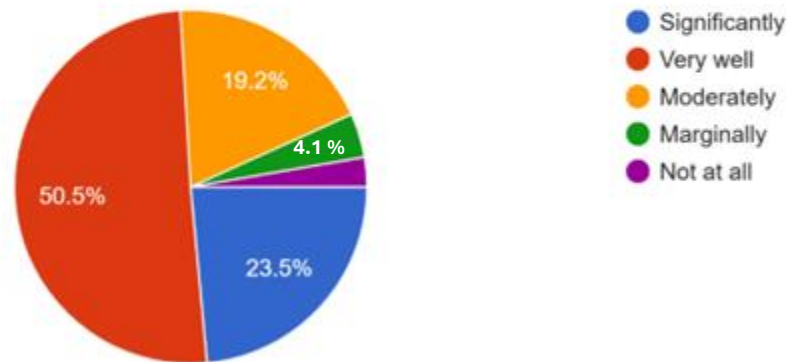
80% of the students expressed that the performance in the assignments was usually discussed with them, of which 43% expressed that their performance in assignments was always discussed with them. A rating of 4.12 on a scale of 1 to 5 indicates high level of satisfaction on the frequency of discussion on performance in assignments with students.

7. The institute takes active interest in promoting internship, student exchange, field visit opportunities for students.



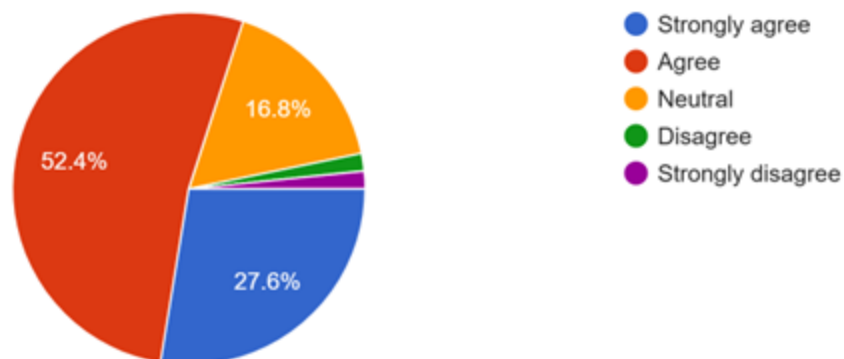
64% of the students expressed that the institute often takes interest in promoting internship, student exchange, field visit opportunities for them, of which 35% expressed that the institute regularly promotes these experiential learning methodologies. A rating of 3.76 on a scale of 1 to 5 indicates satisfaction on the extent of interest taken by the institute in promoting internship, student exchange, field visit opportunities for them

8. The teaching and mentoring process in your institution facilitates you in cognitive, social and emotional growth.



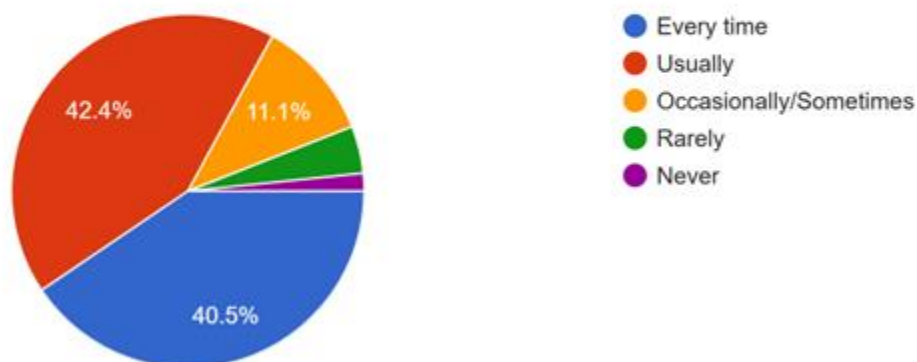
75% of the students expressed that the teaching and mentoring process has facilitated cognitive, social and emotional growth of students to a large extent, of which 24% expressed that the contribution of the teaching and mentoring process has significantly facilitated their cognitive, social and emotional growth. A rating of 3.88 on a scale of 1 to 5 indicates high level of satisfaction on this parameter.

9. The institution provides multiple opportunities to learn and grow.



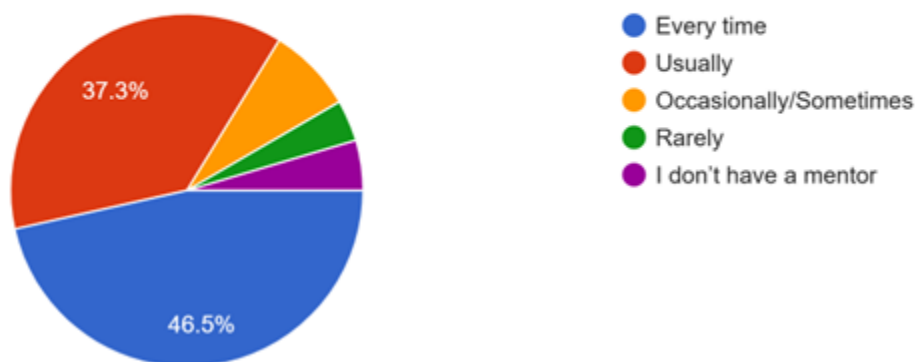
11% of the students agree that the college provides multiple opportunities to learn and grow, of which 28% strongly agree that the college provides such opportunities. A rating of 4.03 on a scale of 1 to 5 indicates high level of satisfaction on the opportunities provided by the college for the students to learn and grow.

10. Teachers inform you about your expected competencies, course outcomes and programme outcomes.



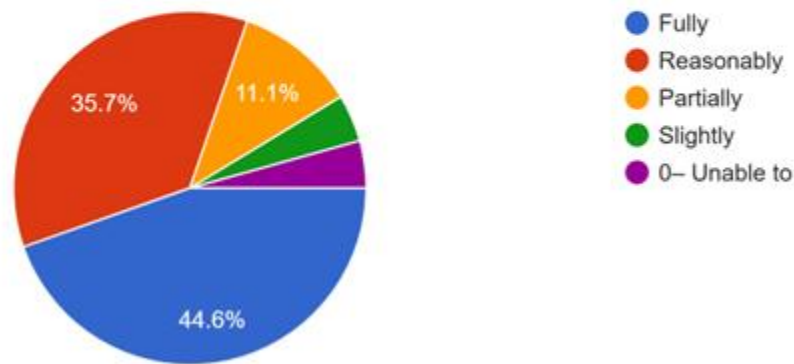
83% of the students expressed that they are usually informed by the teachers about the expected competencies, course outcomes and program outcome relating to their curriculum, of which 41% expressed that they are every time informed by the teachers about the expected competencies and outcomes. A rating of 4.16 on a scale of 1 to 5 indicates their high level of satisfaction on this parameter and the frequency of communication by teachers about the expected outcomes from the course and program.

11. Your mentor does a necessary follow-up with an assigned task to you.



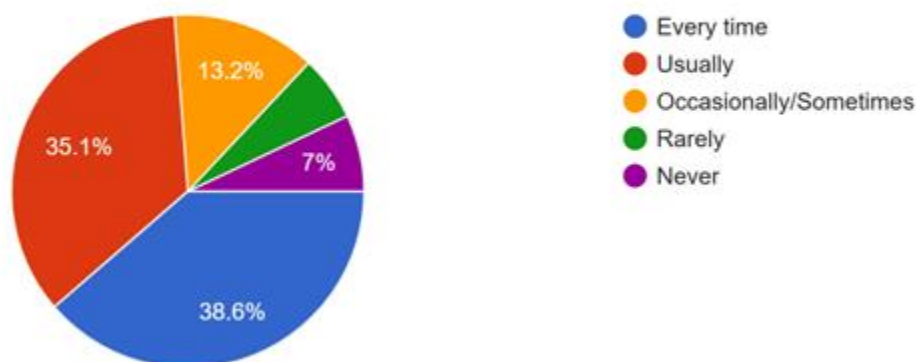
85% of the students expressed that mentor usually does a follow-up on tasks assigned to them. Of which 47% expressed that such follow-up is done by mentor every time. A rating of 4.17 on a scale of 1 to 5 indicates a high level of satisfaction on this parameter.

12. The teachers identify your strengths and encourage you with providing right level of opportunities/challenges.



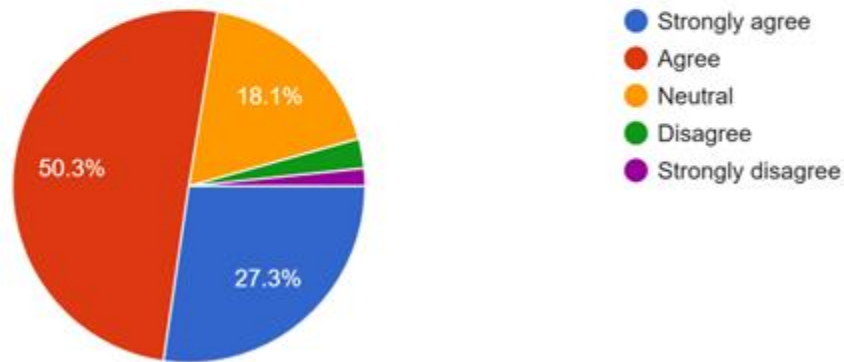
82% of the students expressed that the teachers more than reasonably identify their strengths and provide them right level of challenges, of which 45% expressed that the teachers identify their strengths fully and provide them the right level of challenges. A rating of 4.12 on a scale of 1 to 5 indicates high level of satisfaction on this parameter.

13. Teachers are able to identify your weaknesses and help you to overcome them.



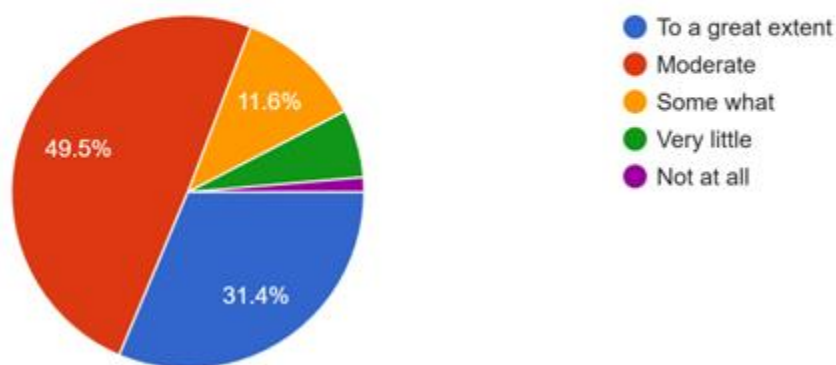
74% of the students expressed that the teachers generally identify their weaknesses and provide help to overcome them, of which 39% expressed that such identification and providing of help is done by teachers every time. A rating of 3.92 on a scale of 1 to 5 indicates a high level of satisfaction on this parameter.

14. The institution makes effort to engage students in the monitoring, review and continuous quality improvement of the teaching learning process.



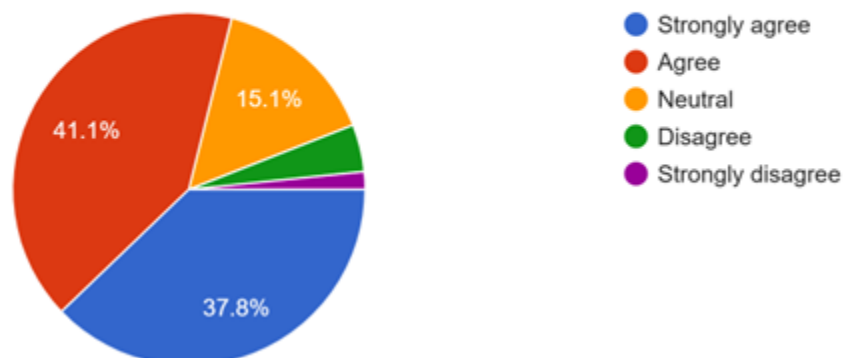
78% of students agree that the college takes efforts to engage students in monitoring, reviewing and in continuous quality improvement of the teaching learning process, of which 27% strongly agree with this statement. A rating of 3.99 on a scale of 1 to 5 indicates a high level of satisfaction on this initiative of the college.

15. The institute/ teachers use student centric methods, such as experiential learning, participative learning and problem solving methodologies for enhancing learning experiences.



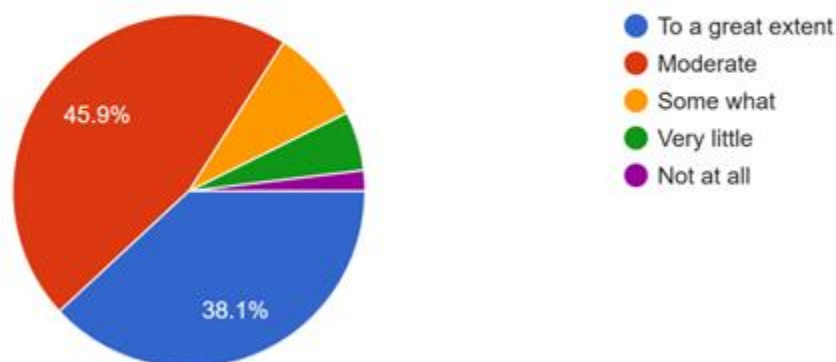
82% of students agreed that teachers used students' centric methods such as experiential learning, participative learning and problem-solving methodologies for enhancing learning experiences, of which 31% expressed that student centric methods are used to a great extent and 50% expressed that such methods are used to a moderate extent. A rating of 4.03 on a scale of 1 to 5 indicates a high level of satisfaction on the use of student-centric methods

16. Teachers encourage you to participate in extracurricular activities.



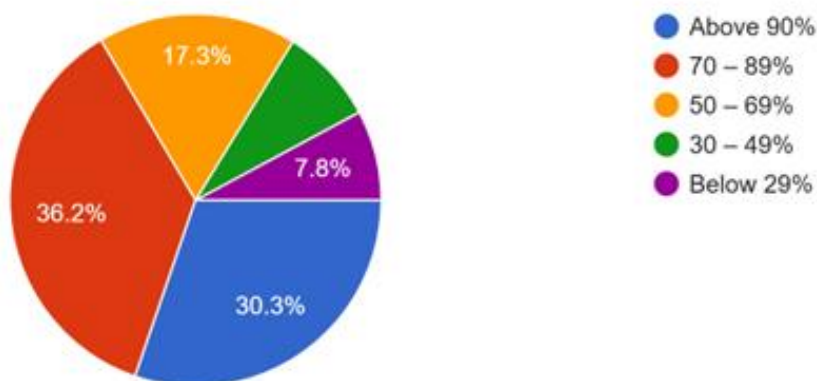
79% of students agree that teachers encourage them to participate in extracurricular activities, of which 38% strongly agree to this statement. A rating of 4.09 on a scale of 1 to 5 indicates a high level of satisfaction on this endeavor of the teachers.

17. Efforts are made by the institute/ teachers to inculcate soft skills, life skills and employability skills to make you ready for the world of work.



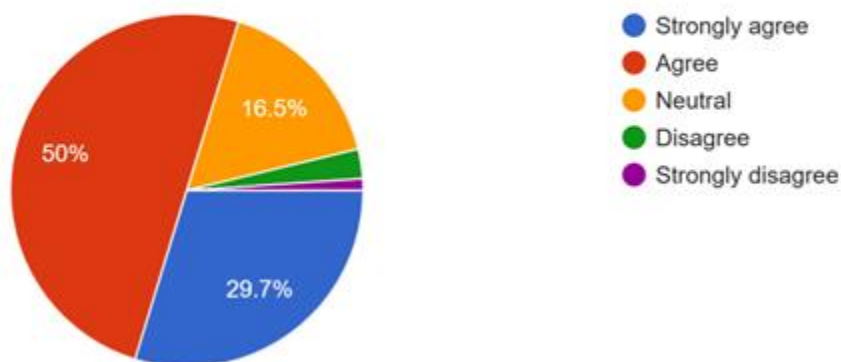
88% of the students expressed that efforts are made by the college / teachers to inculcate soft skills to make them ready for the world of work, of which 38% expressed that this effort is made to a great extent and 50% expressed that such effort is made to a moderate extent. A rating of 4.13 on a scale of 1 to 5 indicates a high level of satisfaction on this parameter.

18. What percentage of teachers use ICT tools such as LCD projector, Multimedia, etc. while teaching.



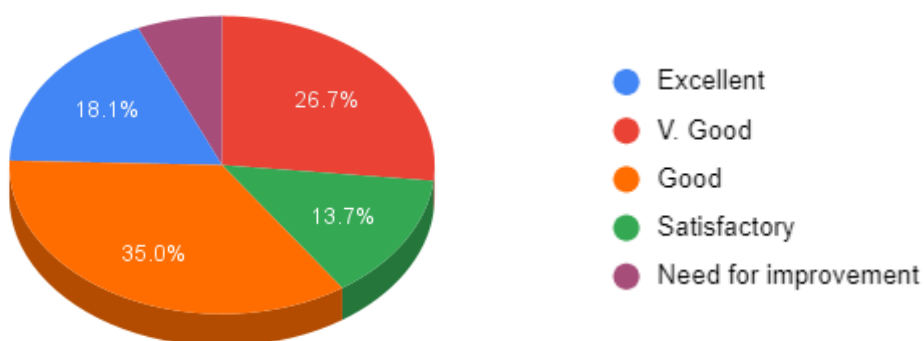
66% of the students expressed that more than 70% of teachers use ICT tools while teaching, of which 30% of the students expressed that above 90% of teachers used ICT tools while teaching. A rating of 3.73 on a scale of 1 to 5 indicates a high level of satisfaction on the percentage of teachers using ICT tools while teaching.

19.. The overall quality of teaching-learning process in your institute is very good.



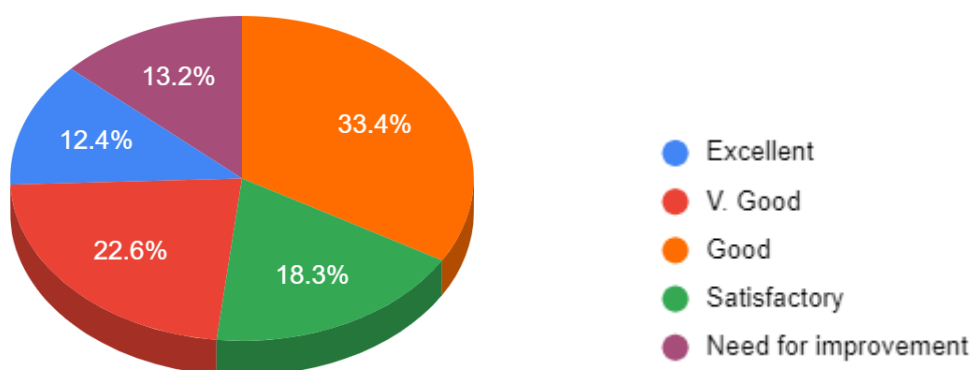
80% of students agreed that the quality of teaching learning process in the college is very good, of which 30% of students strongly agree to this statement. A rating of 4.05 on a scale of 0 to 4 indicates a high level of satisfaction on the quality of teaching learning process in the college.

student satisfaction towards institutional facilities [Admission Process]



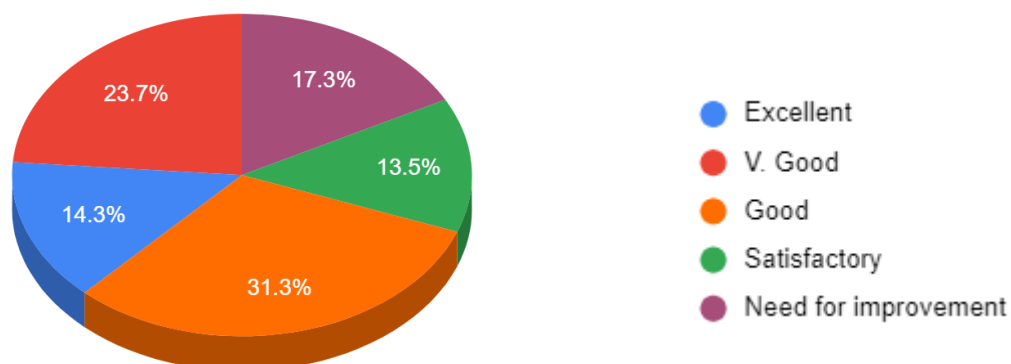
45% of the students expressed that the teacher's approach to teaching is very good, of which 18% expressed that it was excellent. A rating of 3.36 on a scale of 1 to 5 indicates high level of satisfaction on the parameter 'teacher approach to teaching'.

Count of Questionnaire to assess the student satisfaction towards institutional facilities [Fee Section]



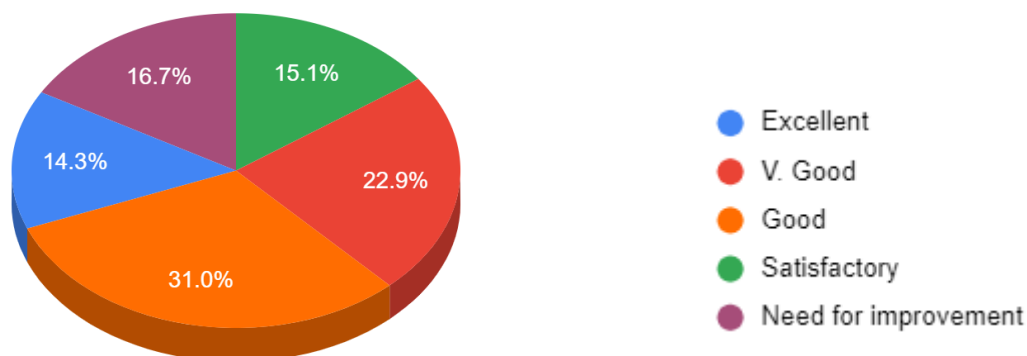
34% of the students expressed that the teacher's approach to teaching is very good, of which 12% expressed that it was excellent. A rating of 3.03 on a scale of 1 to 5 indicates high level of satisfaction on the parameter 'teacher approach to teaching'.

Count of Questionnaire to assess the student satisfaction towards institutional facilities [Infrastructure & Lab facilities]



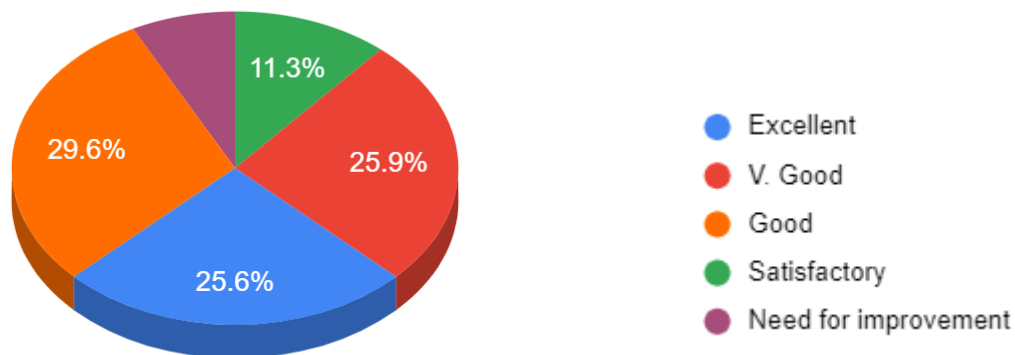
38% of the students expressed that the teacher's approach to teaching is very good, of which 14% expressed that it was excellent. A rating of 3.05 on a scale of 1 to 5 indicates high level of satisfaction on the parameter 'teacher approach to teaching'.

Count of Questionnaire to assess the student satisfaction towards institutional facilities [Training & Placement]



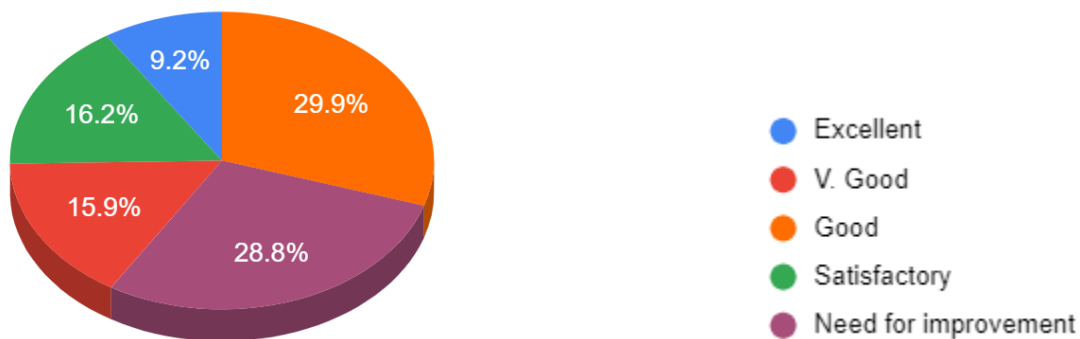
36% of the students expressed that the teacher's approach to teaching is very good, of which 14% expressed that it was excellent. A rating of 3.04 on a scale of 1 to 5 indicates high level of satisfaction on the parameter 'teacher approach to teaching'.

Student satisfaction towards institutional facilities [Library Facilities]



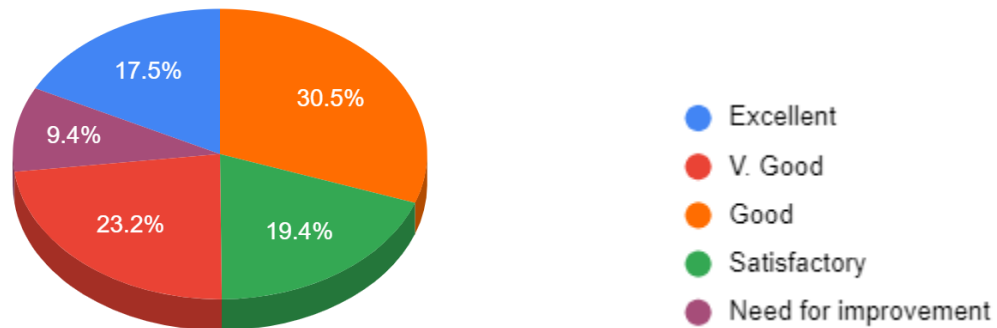
52% of the students expressed that the teacher's approach to teaching is very good, of which 26% expressed that it was excellent. A rating of 3.51 on a scale of 1 to 5 indicates high level of satisfaction on the parameter 'teacher approach to teaching'.

Student satisfaction towards institutional facilities [Canteen Facilities]



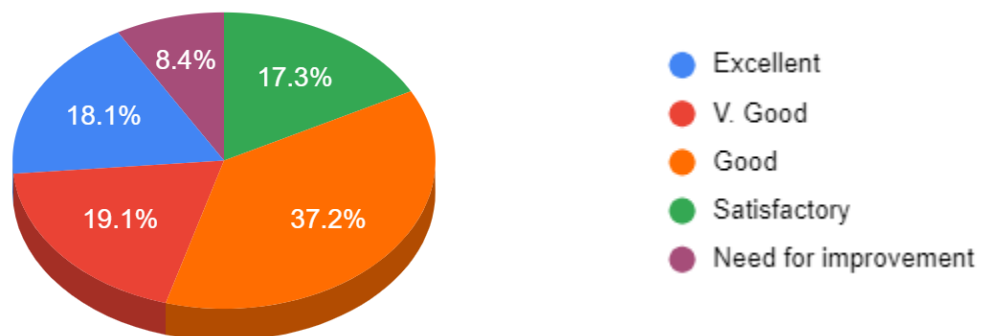
25% of the students expressed that the teacher's approach to teaching is very good, of which 9% expressed that it was excellent. A rating of 2.61 on a scale of 1 to 5 indicates high level of satisfaction on the parameter 'teacher approach to teaching'.

student satisfaction towards institutional facilities
[College Office]



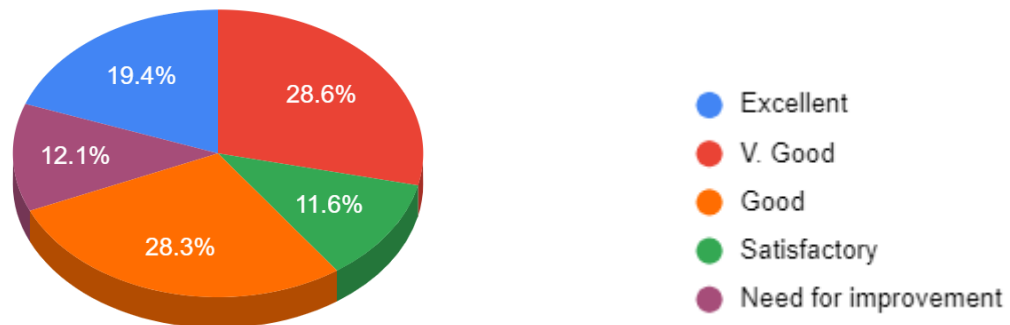
41% of the students expressed that the teacher's approach to teaching is very good, of which 18% expressed that it was excellent. A rating of 3.21 on a scale of 1 to 5 indicates high level of satisfaction on the parameter 'teacher approach to teaching'.

student satisfaction towards institutional facilities
[Sports]



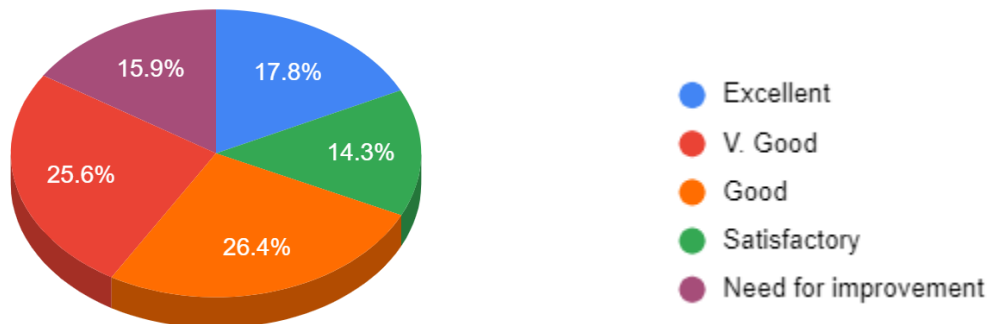
37% of the students expressed that the teacher's approach to teaching is very good, of which 18% expressed that it was excellent. A rating of 3.22 on a scale of 1 to 5 indicates high level of satisfaction on the parameter 'teacher approach to teaching'.

student satisfaction towards institutional facilities
[Wash Rooms]



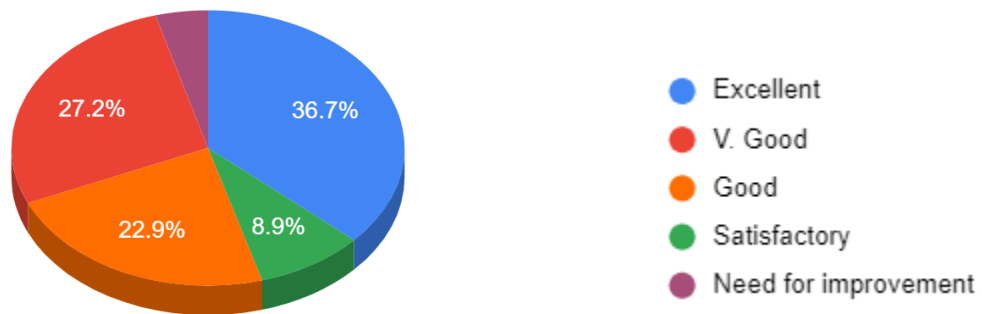
47% of the students expressed that the teacher's approach to teaching is very good, of which 19% expressed that it was excellent. A rating of 3.32 on a scale of 1 to 5 indicates high level of satisfaction on the parameter 'teacher approach to teaching'.

student satisfaction towards institutional facilities
[Overall Impression of the Campus infrastructure]



44% of the students expressed that the teacher's approach to teaching is very good, of which 18% expressed that it was excellent. A rating of 3.16 on a scale of 1 to 5 indicates high level of satisfaction on the parameter 'teacher approach to teaching'.

Student satisfaction towards institutional facilities
[Safety and Security in the Campus]




63% of the students expressed that the teacher's approach to teaching is very good, of which 36% expressed that it was excellent. A rating of 3.82 on a scale of 1 to 5 indicates high level of satisfaction on the parameter 'teacher approach to teaching'.

Overall Analysis

Sl.NO	Questions	Weighted Average Rating
1	How much of the syllabus was covered in the class?	4.68
2	How well did the teachers prepare for the classes?	4.33
3	How well were the teachers able to communicate?	4.50
4	The teacher's approach to teaching can best be described as	4.00
5	Fairness of the internal evaluation process by the teachers.	4.52
6	Was your performance in assignments discussed with you?	4.12
7	The institute takes active interest in promoting internship, student exchange, field visit opportunities for students.	3.76
8	The teaching and mentoring process in your institution facilitates you in cognitive, social and emotional growth.	3.88
9	The institution provides multiple opportunities to learn and grow.	4.02
10	Teachers inform you about your expected competencies, course outcomes and programme outcomes.	4.16
11	Your mentor does a necessary follow-up with an assigned task to you.	4.17
12	The teachers identify your strengths and encourage you with providing right level of challenges.	4.12
13	Teachers are able to identify your weaknesses and help you to overcome them.	3.92
14	The institution makes effort to engage students in the monitoring, review and continuous quality improvement of the teaching learning process.	3.98
15	The institute/ teachers use student centric methods, such as experiential learning, participative learning and problem solving methodologies for enhancing learning experiences.	4.03
16	Teachers encourage you to participate in extracurricular activities.	4.09

17	Efforts are made by the institute/ teachers to inculcate soft skills, life skills and employability skills to make you ready for the world of work.	4.13
18	What percentage of teachers use ICT tools such as LCD projector, Multimedia, etc. while teaching.	3.73
19	The overall quality of teaching-learning process in your institute is very good.	4.05
Overall Average Rating		4.11



Observations on teaching-learning and evaluation include:

- High level of satisfaction regarding the syllabus completion, preparedness of the teachers and teaching pedagogy adopted.
- Satisfaction on fair evaluation of internal assessments by teachers and sharing of performance with students
- High level of satisfaction on mentoring, identification of strengths and weaknesses of students by mentors towards guiding them and contributing to their cognitive, social and emotional growth.
- High level of satisfaction on the teaching-learning and evaluation process in the college.